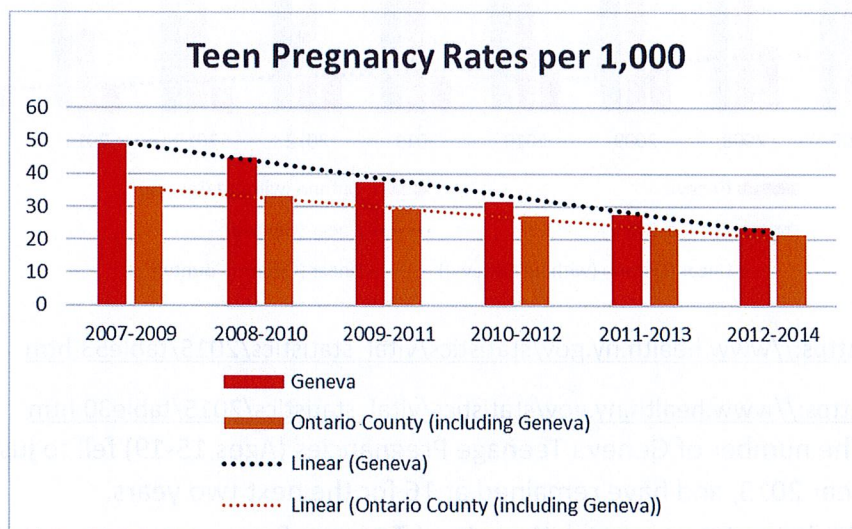


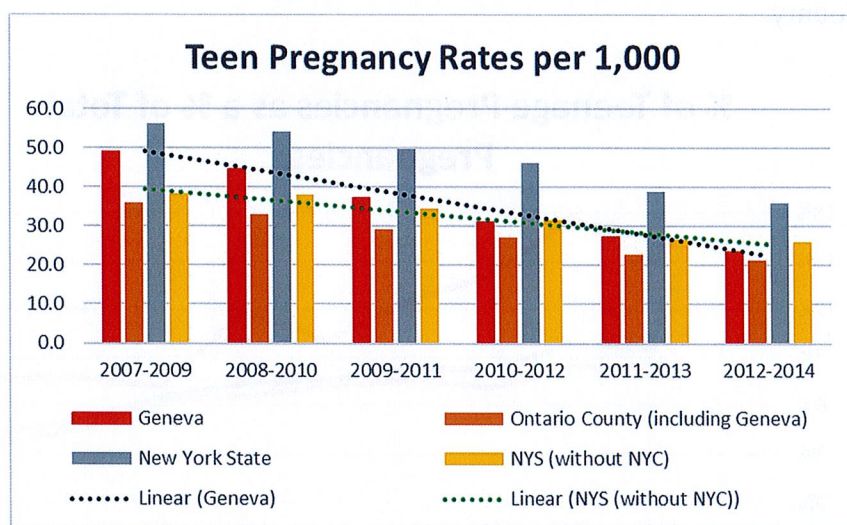
Success for Geneva's Children

Data Release: Teenage Pregnancy

9/20/2017



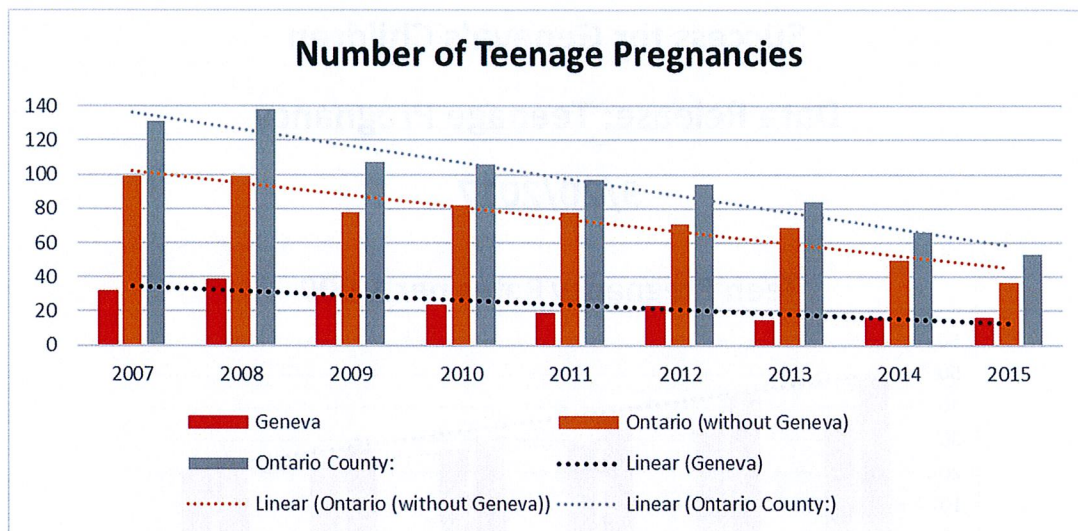
Source: <https://www.health.ny.gov/statistics/chac/perinatal/>



Sources: <https://www.health.ny.gov/statistics/chac/perinatal/>

<https://www.health.ny.gov/statistics/chac/perinatal/index.htm>

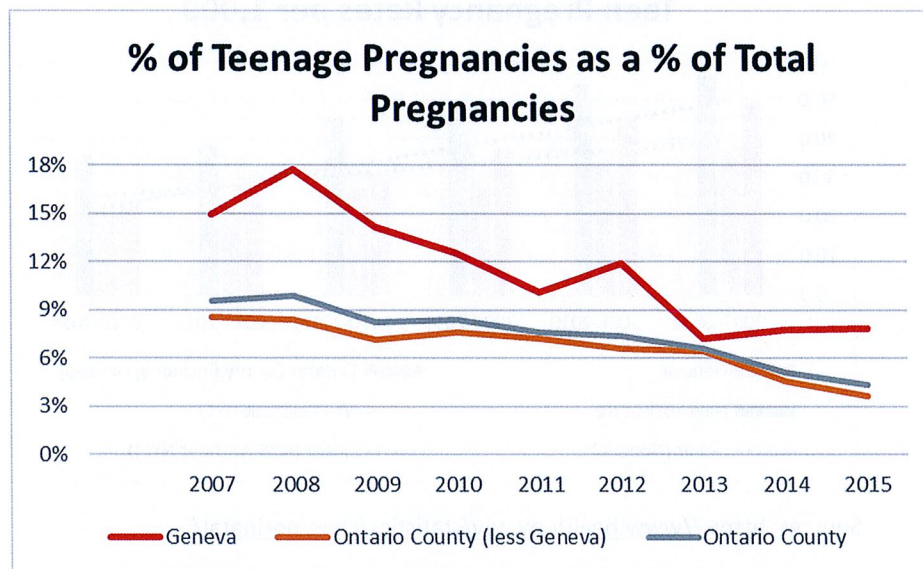
- All teenage pregnancy rates continue to fall over this time period.
- Geneva Teenage Pregnancy Rate per 1,000 has improved by (52.1%) between the 2007-2009 to the 2012-2014 time periods. In plain terms it has more than dropped in half.
- Geneva's Teenage Pregnancy rate per 1,000 has fallen below the New York State (without NYC) rate by the 2012-2014 3-year rolling average period.



Sources: https://www.health.ny.gov/statistics/vital_statistics/2015/table53.htm

https://www.health.ny.gov/statistics/vital_statistics/2015/table30.htm

- The number of Geneva Teenage Pregnancies (Ages 15-19) fell to just 15 in the year 2013, and have remained at 16 for the next two years.
- While the trend is good, the rate of Teenage Pregnancy as a percentage of Total Pregnancies in Geneva still continues to be higher relative to the rest of Ontario County.



- The Gap between Geneva and County has generally improved over this time period.
- Using 2015 data as an example, Geneva would need to drop Teenage Pregnancy instances to 8 (down from 16) to be on par with the rest of Ontario County.